


















Minus 9 to 5
Priority Action Items and Metric Alignment

Priority Action Items <small>*Revised on 1/10/24</small>	IMPACT/ METRICS									ACTION STATUS (1/10/24)
	Increase in mothers receiving early prenatal care	Decrease in babies born with low birth weight	Decrease in infant mortality rate	Increase in families participating in home visiting	Increase in children receiving immunizations on-schedule	Increase in children receiving well-child visits	Increase in children receiving developmental screenings	Increase in children meeting kindergarten readiness benchmarks	Decrease in children retained in kindergarten	
H3. Development of a regional, aligned infant safe sleep effort with health departments, human services, hospitals and other organizations focused on child well-being (Sleeptight Hampton Roads).			X							
H6. Implement a developmental screening initiative in partnership with United Way SHR, to coordinate, align and improve ASQ-SE screenings in the region.				X		X	X	X	X	
E1. Created a professional development hub for local education and training opportunities.							X	X	X	
E2. Pilot a Shared Services initiative for early care providers (Formally called HRSSA)								X	X	
T3-A Conducted focus groups with families to better understand their challenges in raising children who are healthy, thriving, and ready to learn.				X						
T4. Develop a plan to address birth- 5 food insecurities.		X	X					X	X	
C1. Facilitate rehoming of KidsPriorityOne to Resources757.org	X	X	X	X	X	X	X	X	X	
O1. Identify community needs related to the COVID-19 pandemic and support/mobilize community partner actions to address these needs (Child Care Needs Taskforce, COVID-19 Emergency Response Team).	X	X	X	X	X	X	X	X	X	
H1. Create a “pathway through pregnancy” (pre-conception to delivery) to help pregnant mothers access programs and services needed during pregnancy including physical and mental health.	X	X	X	X	X	X	X			

Minus 9 to 5
Priority Action Items and Metric Alignment

Priority Action Items <small>*Revised on 1/10/24</small>	IMPACT/ METRICS									ACTION STATUS (1/10/24)
	Increase in mothers receiving early prenatal care	Decrease in babies born with low birth weight	Decrease in infant mortality rate	Increase in families participating in home visiting	Increase in children receiving immunizations on-schedule	Increase in children receiving well-child visits	Increase in children receiving developmental screenings	Increase in children meeting kindergarten readiness benchmarks	Decrease in children retained in kindergarten	
P3. Develop a Family-Friendly Business Toolkit/webpage to help Hampton Roads' businesses establish policies and practices that support families with young children.	X	X	X	X	X	X	X	X	X	
E3. Engage family, friend, and neighbor (informal) child care provider to support quality and business aspects of care ('Ready Network' in partnership with VECF and Smart Beginnings Virginia Peninsula). TA support ended summer 2022								X	X	
E6. Implement a food-sourcing pilot with the Foodbank and local child care centers, utilizing discounts to enhance and promote CACFP participation (funding from VECF).								X	X	
H2. Establish a unified prenatal and at-birth universal maternal screening to ensure mothers/families receive the support they need to raise a healthy child including mental health support.	X	X	X	X			X			
H3-A Operationalize safe sleep efforts through continued support and advancement of Sleptight Hampton Roads.			X							
H4. Develop strategies to enhance outreach and education to increase regional utilization of the Women, Infant and Children (WIC) program.	X	X	X							
H5/T5. Facilitate coordination and alignment (where possible) of home visiting programs and centralized intake across the region.	X	X	X	X	X	X	X	X	X	
H7. Continue collaboration with UWSHR on developmental screening to improve ASQ-SE screenings in the region.				X		X	X	X	X	

Minus 9 to 5
Priority Action Items and Metric Alignment



Preparing families from
conception to kindergarten

Priority Action Items <small>*Revised on 1/10/24</small>	IMPACT/ METRICS									ACTION STATUS (1/10/24)
	Increase in mothers receiving early prenatal care	Decrease in babies born with low birth weight	Decrease in infant mortality rate	Increase in families participating in home visiting	Increase in children receiving immunizations on-schedule	Increase in children receiving well-child visits	Increase in children receiving developmental screenings	Increase in children meeting kindergarten readiness benchmarks	Decrease in children retained in kindergarten	
E3. Engage child care programs to include family, friend, and neighbor child care providers to support quality and business aspects of care. (VQB5 grant)								X	X	
E4. Build a cohesive system to bolster and enhance the early care education workforce development (in partnership with Hampton Roads Workforce Council).								X	X	
E5. Implement strategies to enhance outreach and education to increase regional utilization of the Child And Adult Care Food Program (CACFP).								X	X	
E7. Coordinate the Virginia Quality Birth to 5 (formerly known as Preschool Development Grant (PDG B-5) for the South Hampton Roads region.							X	X	X	
E8. Coordinate the Mixed Delivery Grant (MDG) for the South Hampton Roads region.							X	X	X	
T1. Continue sharing of Resources757.org resource listing with families.	X	X	X	X	X	X		X	X	
T2. Connect and align parent education programs to increase access for all families.	X	X	X	X	X	X		X	X	
T3-B. Develop a Family Council by engaging families throughout the Southeastern region to help find solutions to the challenges of raising children who are healthy, thriving, and ready to learn. (Action updated 10/19/22)	X	X	X	X	X	X	X	X	X	
T5/H5. Facilitate coordination and alignment (where possible) of home visiting programs and	X	X	X	X	X	X	X	X	X	





Minus 9 to 5 Priority Action Items and Metric Alignment

Priority Action Items <small>*Revised on 1/10/24</small>	IMPACT/ METRICS									ACTION STATUS (1/10/24)
	Increase in mothers receiving early prenatal care	Decrease in babies born with low birth weight	Decrease in infant mortality rate	Increase in families participating in home visiting	Increase in children receiving immunizations on-schedule	Increase in children receiving well-child visits	Increase in children receiving developmental screenings	Increase in children meeting kindergarten readiness benchmarks	Decrease in children retained in kindergarten	
centralized intake across the region (Hampton Roads Home Visiting Alliance).										
C1-A. Continue connecting <i>communities</i> to Resources757.org .	X	X	X	X	X	X	X	X	X	
C2. Establish a messaging campaign about the importance of a child's prenatal and early years (The Basics Hampton Roads).	X	X	X	X	X	X	X	X	X	
C3. Align kindergarten registration practices and transition messaging across five cities (ReadySetRegisterHR.org).								X	X	
C4. Explore options and begin implementation for on-line texting or web-based parent education platform.	X	X	X		X	X	X	X	X	 on hold
C5. Expand kindergarten registration efforts to include infant, toddler and Pre-K enrollments with support from Coordinated Enrollment and Ready, Set, Register SE website <small>(added fall 2023)</small>						X	X	X	X	
P2. Operationalize strategies and mobilize stakeholders in support of the HR Early Childhood Policy and Advocacy Agenda (annual activity).	X	X	X	X	X	X	X	X	X	
P1. Annually, develop a regional policy agenda that will help to mobilize supporters, build public will, and identify policies that will improve early care and education systems.	X	X	X	X	X	X	X	X	X	

Minus 9 to 5 Priority Action Items and Metric Alignment

KEY:

Working Group	Priority Action Items
Healthy Homes, Healthy Children	H1- H7
Early Learning and Development	E1-E8
Thriving Families	T1-T5
Community Connections	C1-C4
Data and Knowledge Sharing	All action items
Policy and Advocacy	P1-P3
Other	O1

Action Status	Definition	Anticipated Timeframe for Completion
	Action implementation complete	
	Implementation nearing completion or is an on-going action	Within 6 months
	Implementation progressing	Within 7 to 18 months
	Implementation in planning and development stage	18 months or more