



Fall 2019 Readiness Report for Virginia Beach City

All of Virginia’s children, regardless of their background or zip code, deserve to enter kindergarten ready. Yet, **44%** of Virginia children do not enter kindergarten with the skills needed to thrive. Research shows that high-quality early childhood programs can help prepare children for school. Yet too many of Virginia’s most vulnerable children lack access to affordable, quality early childhood care and education. To ensure children can fulfill their potential, Virginia should increase access to and the quality of early childhood care and education.

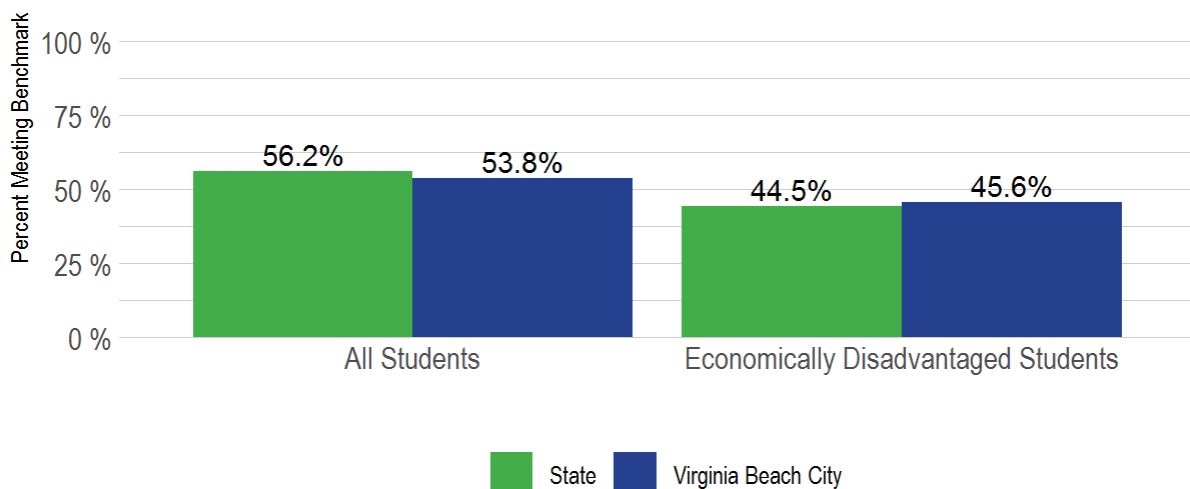
This document provides an overview for Virginia Beach City in Fall 2019, including the results of the Virginia Kindergarten Readiness Program (VKRP) assessments and access data for publicly-funded early childhood programs.

Percent of Children Meeting or Exceeding VKRP Benchmark by Domain, Fall 2019

*In each column, pass rates are presented for **All Students / Economically Disadvantaged Students**. Overall refers to the percentage of children meeting or exceeding benchmarks in all four domains.*

Domain	State	Virginia Beach City
Overall	56.2% / 44.5%	53.8% / 45.6%
Self Regulation	80% / 74.5%	74.1% / 69.4%
Social Skills	77.5% / 73.7%	72.3% / 68.6%
Math	78.5% / 67.2%	78.7% / 69.7%
Literacy	82% / 73.5%	88% / 82.5%

Percent of Kindergarten Students Ready

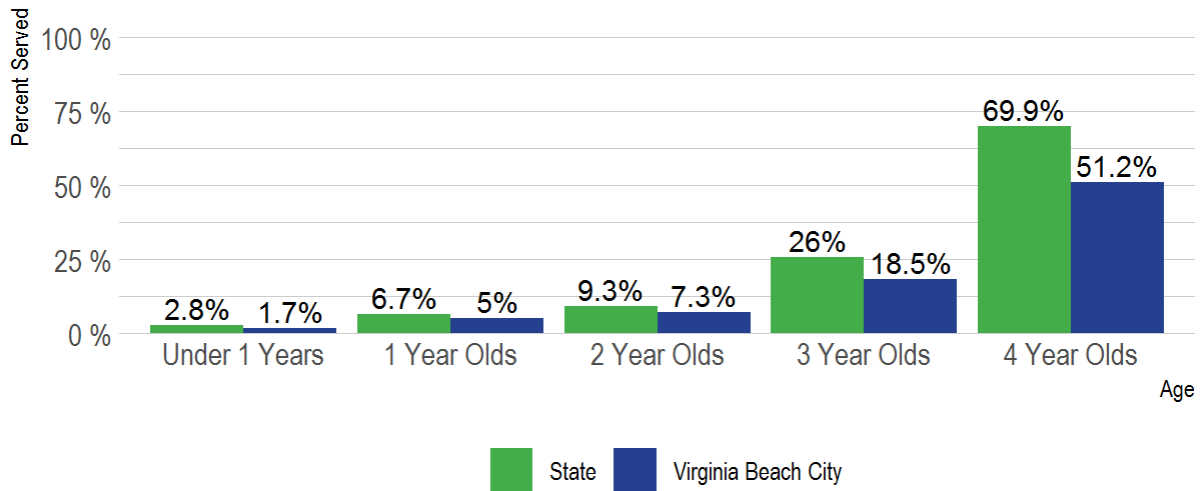


At-Risk Children Served in Publicly-Funded Programs, Fall 2019

In each column, the number of at-risk children served is presented outside of parentheses, whereas the estimated proportion of at-risk children served is presented inside parentheses. Any counts less than 10 are suppressed.

Age	Virginia Beach City	State
Under 1 Years Old	45 (1.7%)	1323 (2.8%)
1 Years Old	135 (5.1%)	3255 (6.7%)
2 Years Old	188 (7.3%)	4584 (9.3%)
3 Years Old	492 (18.5%)	12859 (26%)
4 Years Old	1343 (51.2%)	34242 (69.9%)

Percent of At-Risk Children Served in Publicly-Funded Programs



Data Notes

Data presented in this document were drawn from the Virginia Department of Education, the Virginia Department of Social Services, Head Start, the National Center for Health Statistics, and the University of Virginia’s VKRP database. Beginning in Fall 2019, VKRP is a required statewide assessment of kindergarten readiness. Additionally, in this document:

- *“At-risk” children* are those who are economically disadvantaged, qualify for special education services, or both, and the number of “at-risk” children in a given age band is estimated using locality-specific data.
- *Publicly-funded early childhood programs* include Head Start/Early Head Start, Child Care Subsidy Program, VPI, VPI+, Title I-funded PreK, Early Childhood Special Education, and locally-funded PreK.

If you have any questions about the data, please reach out to Eric Ekholm (eric.ekholm@doe.virginia.gov)



Fall 2019 Readiness Report for Suffolk City

All of Virginia's children, regardless of their background or zip code, deserve to enter kindergarten ready. Yet, **44%** of Virginia children do not enter kindergarten with the skills needed to thrive. Research shows that high-quality early childhood programs can help prepare children for school. Yet too many of Virginia's most vulnerable children lack access to affordable, quality early childhood care and education. To ensure children can fulfill their potential, Virginia should increase access to and the quality of early childhood care and education.

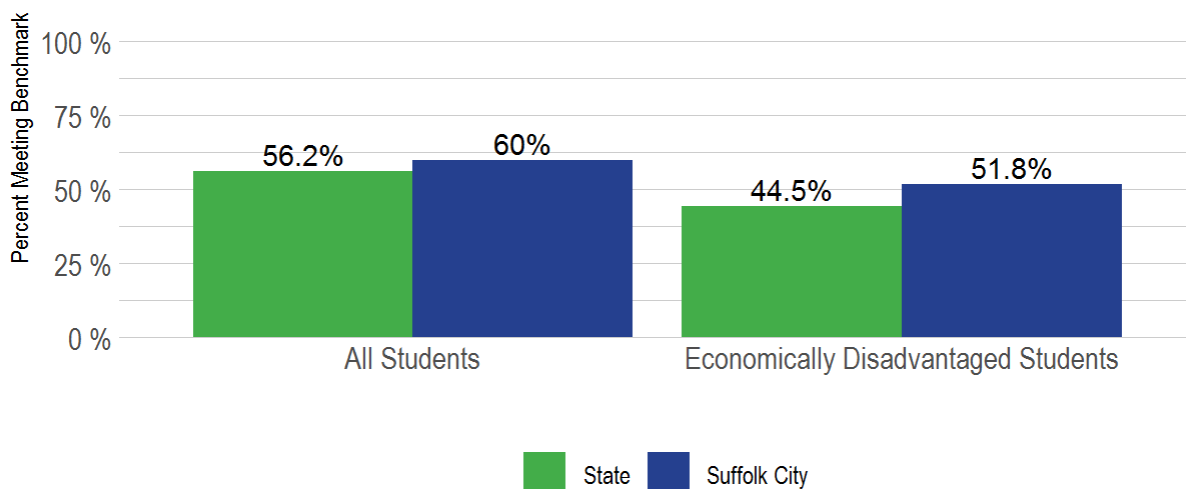
This document provides an overview for Suffolk City in Fall 2019, including the results of the Virginia Kindergarten Readiness Program (VKRP) assessments and access data for publicly-funded early childhood programs.

Percent of Children Meeting or Exceeding VKRP Benchmark by Domain, Fall 2019

*In each column, pass rates are presented for **All Students / Economically Disadvantaged Students**. Overall refers to the percentage of children meeting or exceeding benchmarks in all four domains.*

Domain	State	Suffolk City
Overall	56.2% / 44.5%	60% / 51.8%
Self Regulation	80% / 74.5%	81.3% / 78%
Social Skills	77.5% / 73.7%	81% / 77%
Math	78.5% / 67.2%	78% / 72.8%
Literacy	82% / 73.5%	85.6% / 82.3%

Percent of Kindergarten Students Ready

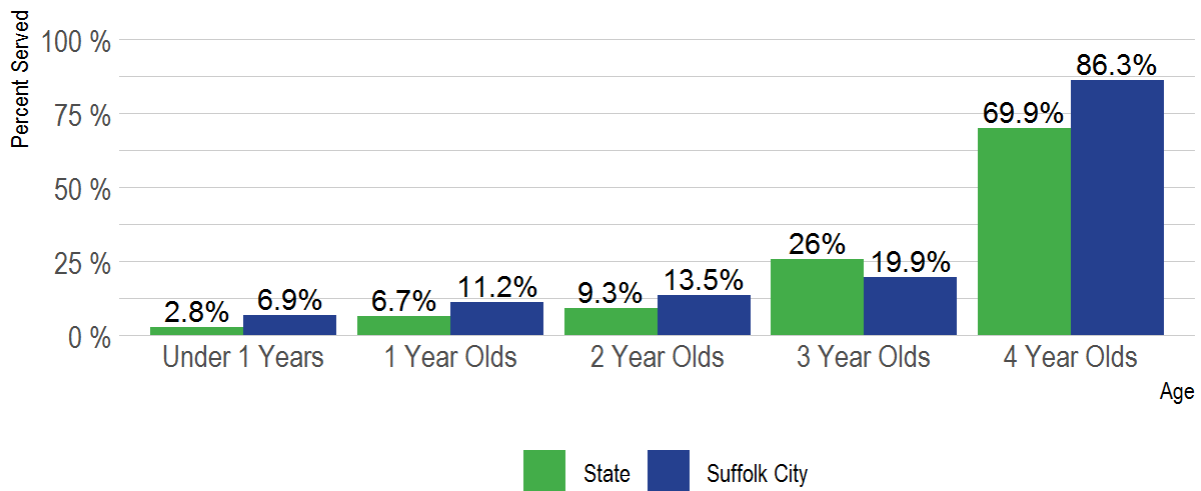


At-Risk Children Served in Publicly-Funded Programs, Fall 2019

In each column, the number of at-risk children served is presented outside of parentheses, whereas the estimated proportion of at-risk children served is presented inside parentheses. Any counts less than 10 are suppressed.

Age	Suffolk City	State
Under 1 Years Old	45 (6.9%)	1323 (2.8%)
1 Years Old	78 (11.2%)	3255 (6.7%)
2 Years Old	96 (13.5%)	4584 (9.3%)
3 Years Old	147 (19.9%)	12859 (26%)
4 Years Old	591 (86.3%)	34242 (69.9%)

Percent of At-Risk Children Served in Publicly-Funded Programs



Data Notes

Data presented in this document were drawn from the Virginia Department of Education, the Virginia Department of Social Services, Head Start, the National Center for Health Statistics, and the University of Virginia's VKRP database. Beginning in Fall 2019, VKRP is a required statewide assessment of kindergarten readiness. Additionally, in this document:

- *“At-risk” children* are those who are economically disadvantaged, qualify for special education services, or both, and the number of “at-risk” children in a given age band is estimated using locality-specific data.
- *Publicly-funded early childhood programs* include Head Start/Early Head Start, Child Care Subsidy Program, VPI, VPI+, Title I-funded PreK, Early Childhood Special Education, and locally-funded PreK.

If you have any questions about the data, please reach out to Eric Ekholm (eric.ekholm@doe.virginia.gov)



Fall 2019 Readiness Report for Portsmouth City

All of Virginia's children, regardless of their background or zip code, deserve to enter kindergarten ready. Yet, **44%** of Virginia children do not enter kindergarten with the skills needed to thrive. Research shows that high-quality early childhood programs can help prepare children for school. Yet too many of Virginia's most vulnerable children lack access to affordable, quality early childhood care and education. To ensure children can fulfill their potential, Virginia should increase access to and the quality of early childhood care and education.

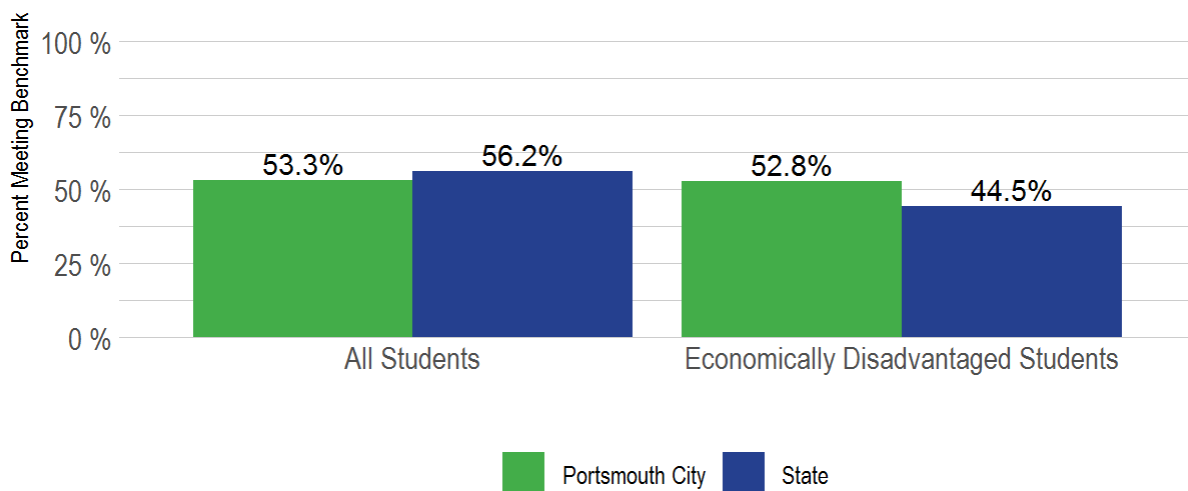
This document provides an overview for Portsmouth City in Fall 2019, including the results of the Virginia Kindergarten Readiness Program (VKRP) assessments and access data for publicly-funded early childhood programs.

Percent of Children Meeting or Exceeding VKRP Benchmark by Domain, Fall 2019

*In each column, pass rates are presented for **All Students / Economically Disadvantaged Students**. Overall refers to the percentage of children meeting or exceeding benchmarks in all four domains.*

Domain	Portsmouth City	State
Overall	53.3% / 52.8%	56.2% / 44.5%
Self Regulation	76.3% / 75.3%	80% / 74.5%
Social Skills	76.5% / 73.7%	77.5% / 73.7%
Math	79.7% / 80.3%	78.5% / 67.2%
Literacy	81.4% / 86%	82% / 73.5%

Percent of Kindergarten Students Ready

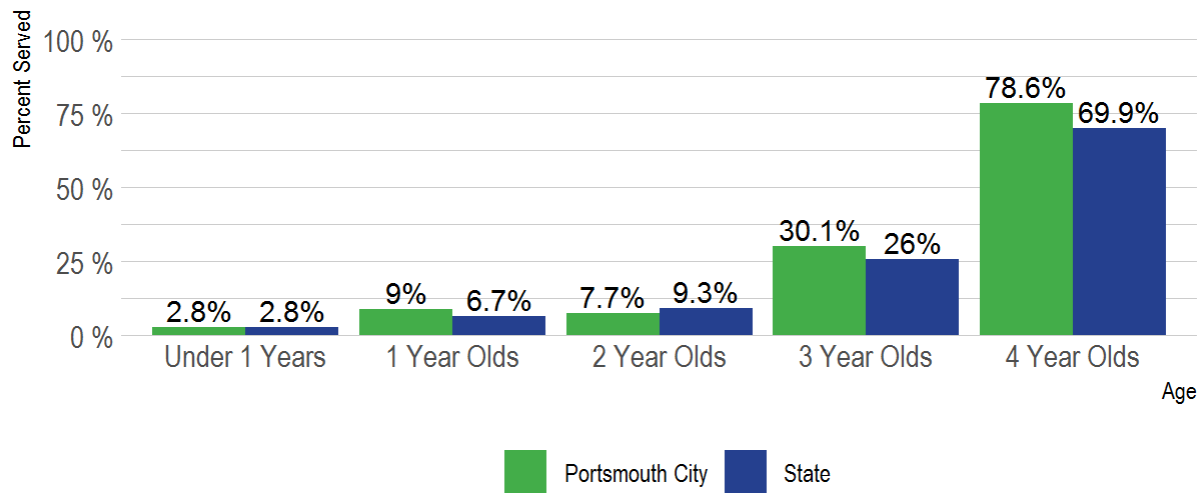


At-Risk Children Served in Publicly-Funded Programs, Fall 2019

In each column, the number of at-risk children served is presented outside of parentheses, whereas the estimated proportion of at-risk children served is presented inside parentheses. Any counts less than 10 are suppressed.

Age	Portsmouth City	State
Under 1 Years Old	25 (2.8%)	1323 (2.8%)
1 Years Old	86 (9%)	3255 (6.7%)
2 Years Old	72 (7.7%)	4584 (9.3%)
3 Years Old	288 (30.1%)	12859 (26%)
4 Years Old	729 (78.6%)	34242 (69.9%)

Percent of At-Risk Children Served in Publicly-Funded Programs



Data Notes

Data presented in this document were drawn from the Virginia Department of Education, the Virginia Department of Social Services, Head Start, the National Center for Health Statistics, and the University of Virginia's VKRP database. Beginning in Fall 2019, VKRP is a required statewide assessment of kindergarten readiness. Additionally, in this document:

- *“At-risk” children* are those who are economically disadvantaged, qualify for special education services, or both, and the number of “at-risk” children in a given age band is estimated using locality-specific data.
- *Publicly-funded early childhood programs* include Head Start/Early Head Start, Child Care Subsidy Program, VPI, VPI+, Title I-funded PreK, Early Childhood Special Education, and locally-funded PreK.

If you have any questions about the data, please reach out to Eric Ekholm (eric.ekholm@doe.virginia.gov)



Fall 2019 Readiness Report for Norfolk City

All of Virginia's children, regardless of their background or zip code, deserve to enter kindergarten ready. Yet, **44%** of Virginia children do not enter kindergarten with the skills needed to thrive. Research shows that high-quality early childhood programs can help prepare children for school. Yet too many of Virginia's most vulnerable children lack access to affordable, quality early childhood care and education. To ensure children can fulfill their potential, Virginia should increase access to and the quality of early childhood care and education.

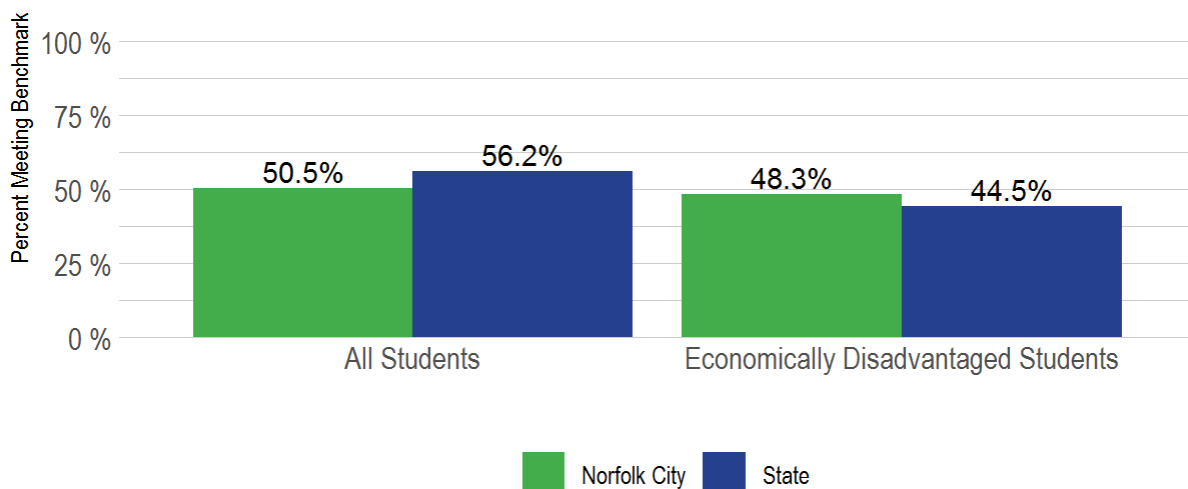
This document provides an overview for Norfolk City in Fall 2019, including the results of the Virginia Kindergarten Readiness Program (VKRP) assessments and access data for publicly-funded early childhood programs.

Percent of Children Meeting or Exceeding VKRP Benchmark by Domain, Fall 2019

*In each column, pass rates are presented for **All Students / Economically Disadvantaged Students**. Overall refers to the percentage of children meeting or exceeding benchmarks in all four domains.*

Domain	Norfolk City	State
Overall	50.5% / 48.3%	56.2% / 44.5%
Self Regulation	77% / 75.7%	80% / 74.5%
Social Skills	72.2% / 70.6%	77.5% / 73.7%
Math	72.3% / 70%	78.5% / 67.2%
Literacy	83.3% / 82.6%	82% / 73.5%

Percent of Kindergarten Students Ready

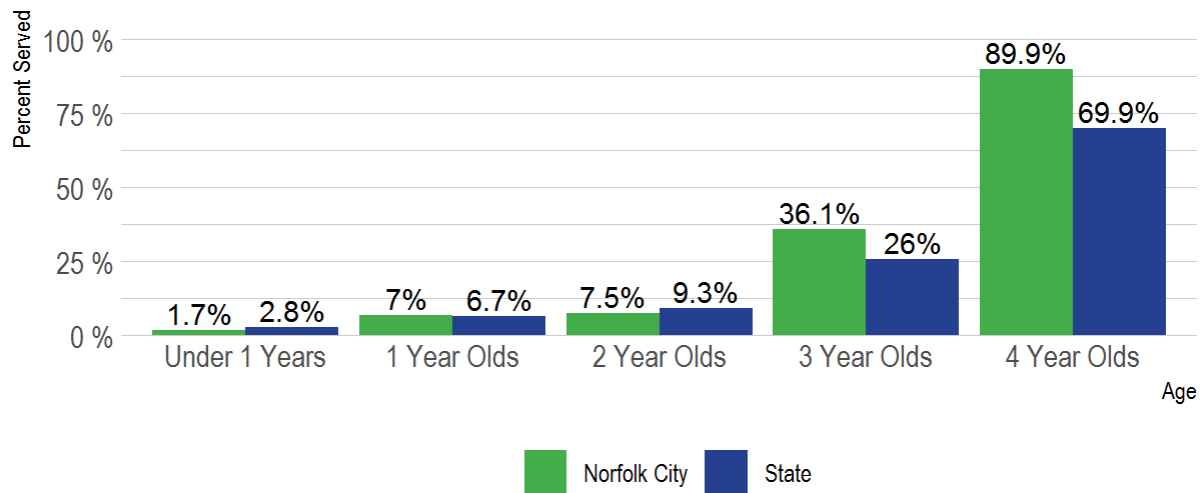


At-Risk Children Served in Publicly-Funded Programs, Fall 2019

In each column, the number of at-risk children served is presented outside of parentheses, whereas the estimated proportion of at-risk children served is presented inside parentheses. Any counts less than 10 are suppressed.

Age	Norfolk City	State
Under 1 Years Old	37 (1.7%)	1323 (2.8%)
1 Years Old	150 (7%)	3255 (6.7%)
2 Years Old	164 (7.5%)	4584 (9.3%)
3 Years Old	705 (36.1%)	12859 (26%)
4 Years Old	1733 (89.9%)	34242 (69.9%)

Percent of At-Risk Children Served in Publicly-Funded Programs



Data Notes

Data presented in this document were drawn from the Virginia Department of Education, the Virginia Department of Social Services, Head Start, the National Center for Health Statistics, and the University of Virginia's VKRP database. Beginning in Fall 2019, VKRP is a required statewide assessment of kindergarten readiness. Additionally, in this document:

- *“At-risk” children* are those who are economically disadvantaged, qualify for special education services, or both, and the number of “at-risk” children in a given age band is estimated using locality-specific data.
- *Publicly-funded early childhood programs* include Head Start/Early Head Start, Child Care Subsidy Program, VPI, VPI+, Title I-funded PreK, Early Childhood Special Education, and locally-funded PreK.

If you have any questions about the data, please reach out to Eric Ekholm (eric.ekholm@doe.virginia.gov)



Fall 2019 Readiness Report for Chesapeake City

All of Virginia's children, regardless of their background or zip code, deserve to enter kindergarten ready. Yet, **44%** of Virginia children do not enter kindergarten with the skills needed to thrive. Research shows that high-quality early childhood programs can help prepare children for school. Yet too many of Virginia's most vulnerable children lack access to affordable, quality early childhood care and education. To ensure children can fulfill their potential, Virginia should increase access to and the quality of early childhood care and education.

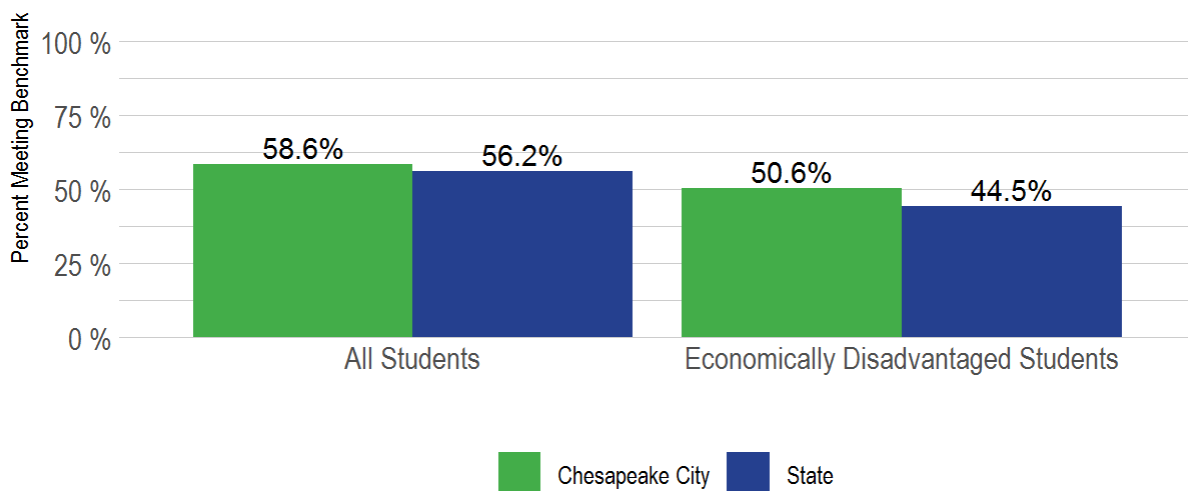
This document provides an overview for Chesapeake City in Fall 2019, including the results of the Virginia Kindergarten Readiness Program (VKRP) assessments and access data for publicly-funded early childhood programs.

Percent of Children Meeting or Exceeding VKRP Benchmark by Domain, Fall 2019

*In each column, pass rates are presented for **All Students / Economically Disadvantaged Students**. Overall refers to the percentage of children meeting or exceeding benchmarks in all four domains.*

Domain	Chesapeake City	State
Overall	58.6% / 50.6%	56.2% / 44.5%
Self Regulation	74.1% / 68.5%	80% / 74.5%
Social Skills	78.8% / 75.7%	77.5% / 73.7%
Math	83.1% / 75.4%	78.5% / 67.2%
Literacy	89.6% / 87.7%	82% / 73.5%

Percent of Kindergarten Students Ready

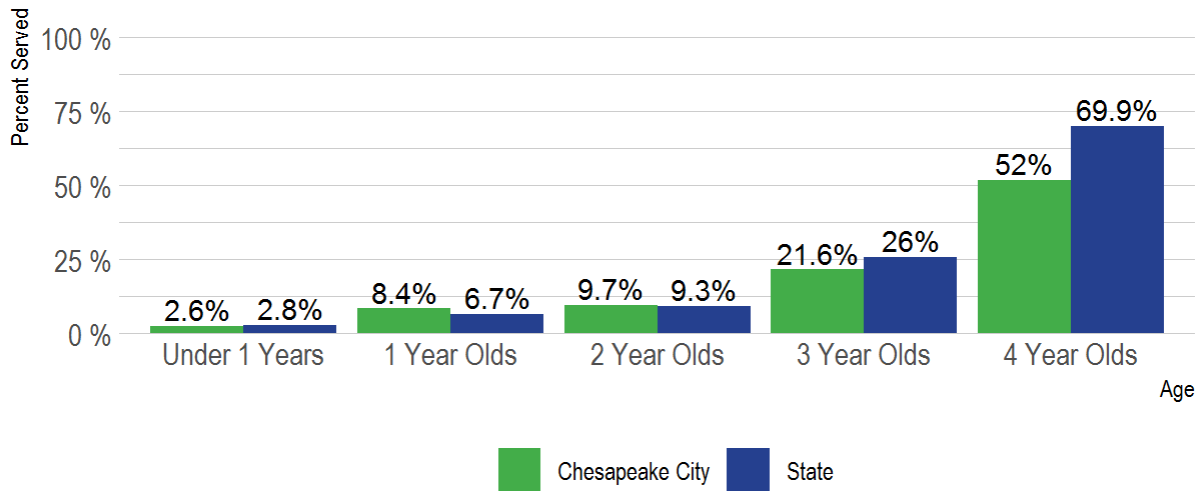


At-Risk Children Served in Publicly-Funded Programs, Fall 2019

In each column, the number of at-risk children served is presented outside of parentheses, whereas the estimated proportion of at-risk children served is presented inside parentheses. Any counts less than 10 are suppressed.

Age	Chesapeake City	State
Under 1 Years Old	32 (2.6%)	1323 (2.8%)
1 Years Old	109 (8.4%)	3255 (6.7%)
2 Years Old	134 (9.7%)	4584 (9.3%)
3 Years Old	309 (21.6%)	12859 (26%)
4 Years Old	738 (52%)	34242 (69.9%)

Percent of At-Risk Children Served in Publicly-Funded Programs



Data Notes

Data presented in this document were drawn from the Virginia Department of Education, the Virginia Department of Social Services, Head Start, the National Center for Health Statistics, and the University of Virginia’s VKRP database. Beginning in Fall 2019, VKRP is a required statewide assessment of kindergarten readiness. Additionally, in this document:

- “At-risk” children are those who are economically disadvantaged, qualify for special education services, or both, and the number of “at-risk” children in a given age band is estimated using locality-specific data.
- Publicly-funded early childhood programs include Head Start/Early Head Start, Child Care Subsidy Program, VPI, VPI+, Title I-funded PreK, Early Childhood Special Education, and locally-funded PreK.

If you have any questions about the data, please reach out to Eric Ekholm (eric.ekholm@doe.virginia.gov)